



Participant Guide to Dryfta

Register!

The 12th in-person ICT4D Conference is a paid event, so register in advance to ensure you have full access to *Dryfta*, our online event platform.

If you haven't registered and would like to, please first read the [Registration Guidelines](#). For further information about visa, accommodation, and other FAQs, visit the ICT4D Conference's [Practical Guide](#).

By registering, you're also creating an account on Dryfta.

Agenda

The 12th ICT4D Conference offers a multi-sectoral platform with sessions in new and familiar formats to choose from.

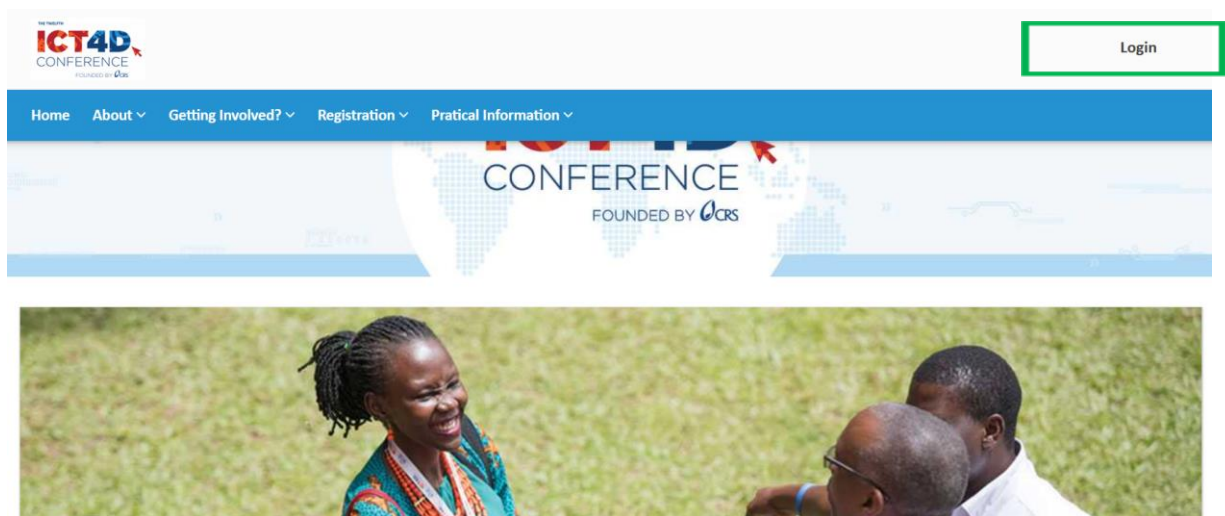
Familiarize yourself with the [program and conference schedule](#) by consulting the search function.

Click on the blue cross to filter the agenda by theme, speaker, time, etc.

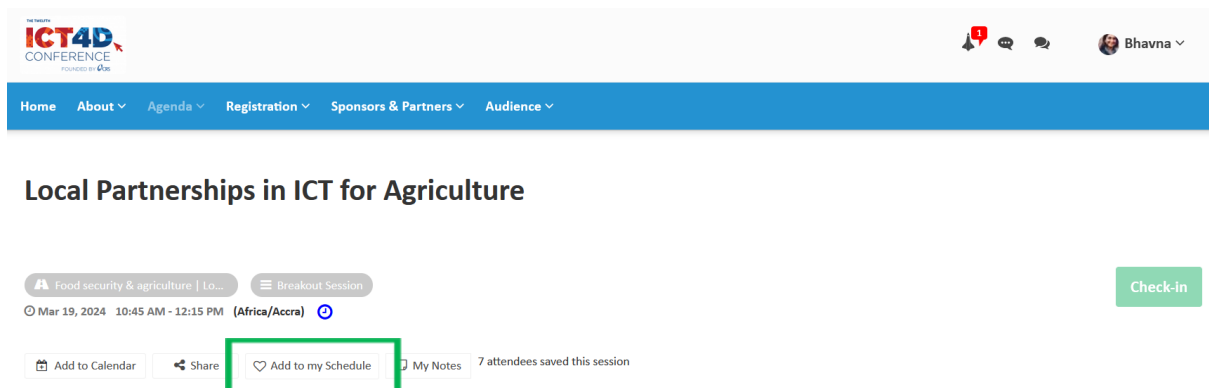
A screenshot of the ICT4D Conference website's agenda page. The top navigation bar includes the ICT4D logo, a user profile for 'Bhavna', and menu items: Home, About, Agenda, Registration, Sponsors & Partners, and Audience. Below the navigation, there are tabs for 'All Days' and 'All Sessions'. The 'All Days' tab is active, showing a list of dates: Side Events & Registration (Mar 18, 2024), Day 1: ICT4D Conference (Mar 19, 2024), Day 2: ICT4D Conference (Mar 20, 2024), and Training Day & Executive Session (Mar 21, 2024). A search bar is highlighted with a green box, containing the text 'Search by name' and a blue cross icon. Below the search bar, the 'Side Events & Registration' section for 'Mar 18, 2024' is visible. It shows a session titled 'GenAI: (How) Will it really revolutionize Social and Behaviour Change interventions?' starting at 09:00 AM (Local Time). The session is categorized as a 'Workshop' and has a 'View Session' button. There are also icons for 'Speakers' and a small profile picture.

Build Your Personalized Agenda- My Sessions

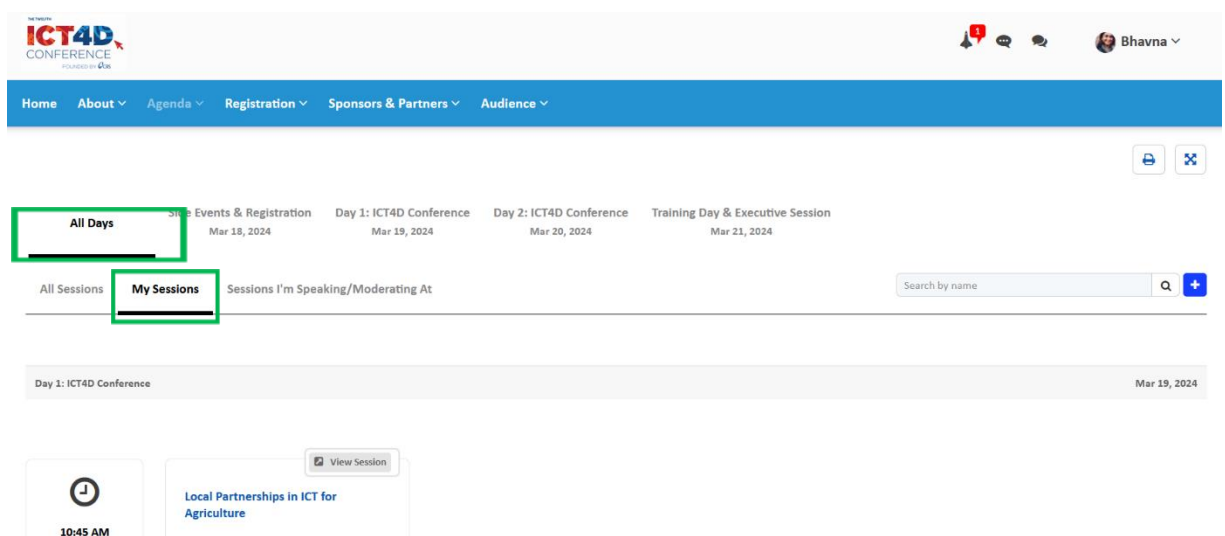
- 1) [Log in to your account.](#)



- 2) Click on Draft Agenda - <https://ict4dconference.dryfta.com/16953849811/program-schedule>
- 3) Search sessions and workshops you want to add to My Sessions. When you find a session or workshop you would like to add, click on **Add to my schedule**.



- 4) Via the [Draft Agenda](#), click **All Days** and **My Sessions** to view your saved agenda of sessions and workshops.



When [logged in your account](#) access:


a. Profile Overview

- Change Password
- Upload your headshot
- Generate Visa Support Letter
- Display your profile so attendees can communicate with you
- Add your LinkedIn profile link
- View My Submissions/My Tickets/Upcoming Sessions

b. Update Profile

- Update your personal details, including amending information on your Visa Support Letter.

c. To Dos



View a list of actions to maximize your online presence and ICT4D Conference experience. Don't forget to tick tasks off as you complete them.

d. Messaging

Near your profile icon is a speech bubble with three dots called **My Messages**.



Participants can search and select another participant to chat with, share files and video call.

e. Rooms

Near your profile icon are speech bubbles, one on top of another, called **Rooms**.



To chat in a group, create a private room of up to 6 people to hold private group chats and video calls.